

The Year 2022 In Review


*Safeguarding Indiana's animals,
food supply and citizens
for more than 125 years.*



www.in.gov/boah

Food Safety

Meat & Poultry Inspection

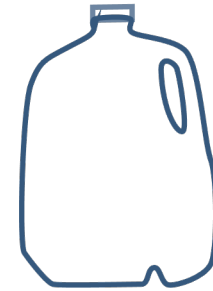


20.2 Million
pounds of meat inspected

36.4%
over 2021

13 New facilities opened

Dairy Inspection



4.53 Billion
pounds of milk inspected

710 Farms

554 Tanker Trucks

12 Farmstead Processors

63 Processing Plants

33 Farms with **177** Robotic Milkers


Animal Health

Livestock Imports



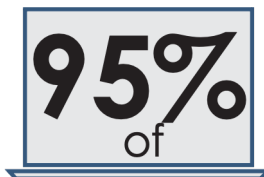

Top Suppliers:
Wisconsin
Michigan
Texas

Top Suppliers:
Oklahoma
Ohio
Illinois



Poultry Sector Growth

Farms, 2015-2022



41,375
export CVIs
were electronic

Preparedness

HPAI

RESPONSE

Highly Pathogenic Avian Influenza

163

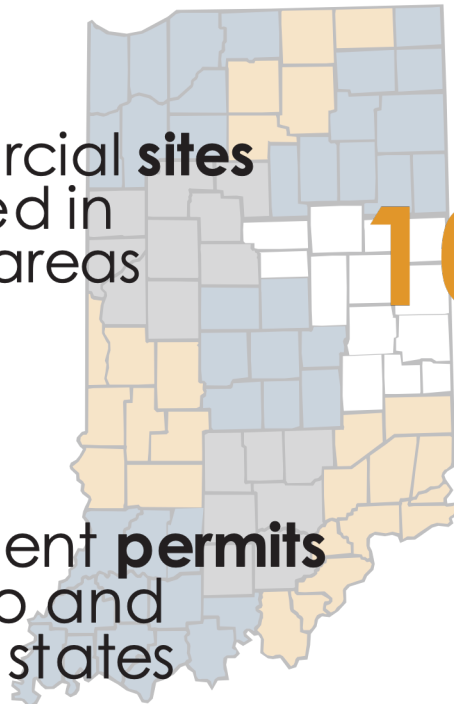
Commercial **sites**
impacted in
control areas

10,023

hours in
response

889

movement **permits**
issued to and
from 21 states



US Swine Health Improvement Plan (SHIP)

Biosecurity



Sampling
& Testing



Traceability

>40%

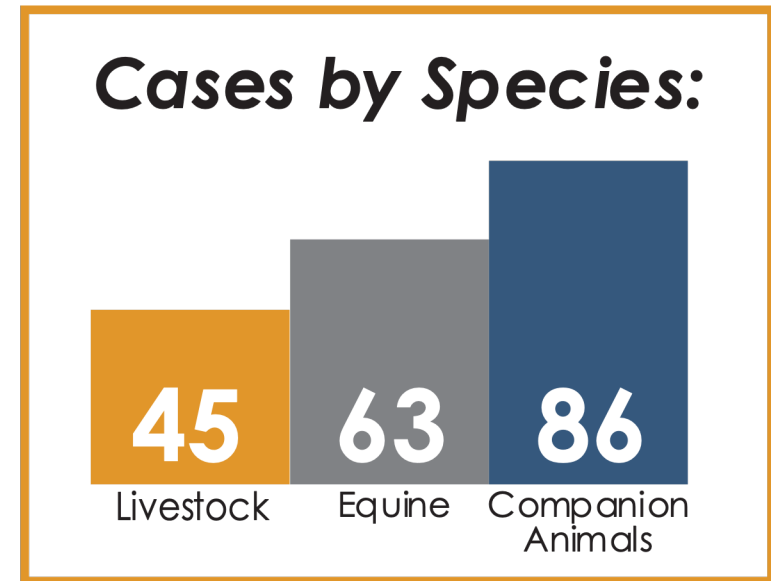
breeding &
growing herds
in Indiana
enrolled

Animal Care

159 welfare complaints
logged from

86 of **92** counties

~3500
Hours spent on
animal welfare
investigations



Equine cases **↓47%** since 2019

US Livestock Inventory Rankings

- 
- A central graphic featuring a golden torch with a flame, surrounded by several golden stars. The word "INDIANA" is written in a semi-circle above the torch. The torch and stars are positioned behind the text of the list.
- #1 - Ducks
 - #1 - Veal
 - #2 - Eggs
 - #3 - Pounds of Turkey
 - #5 - Swine